

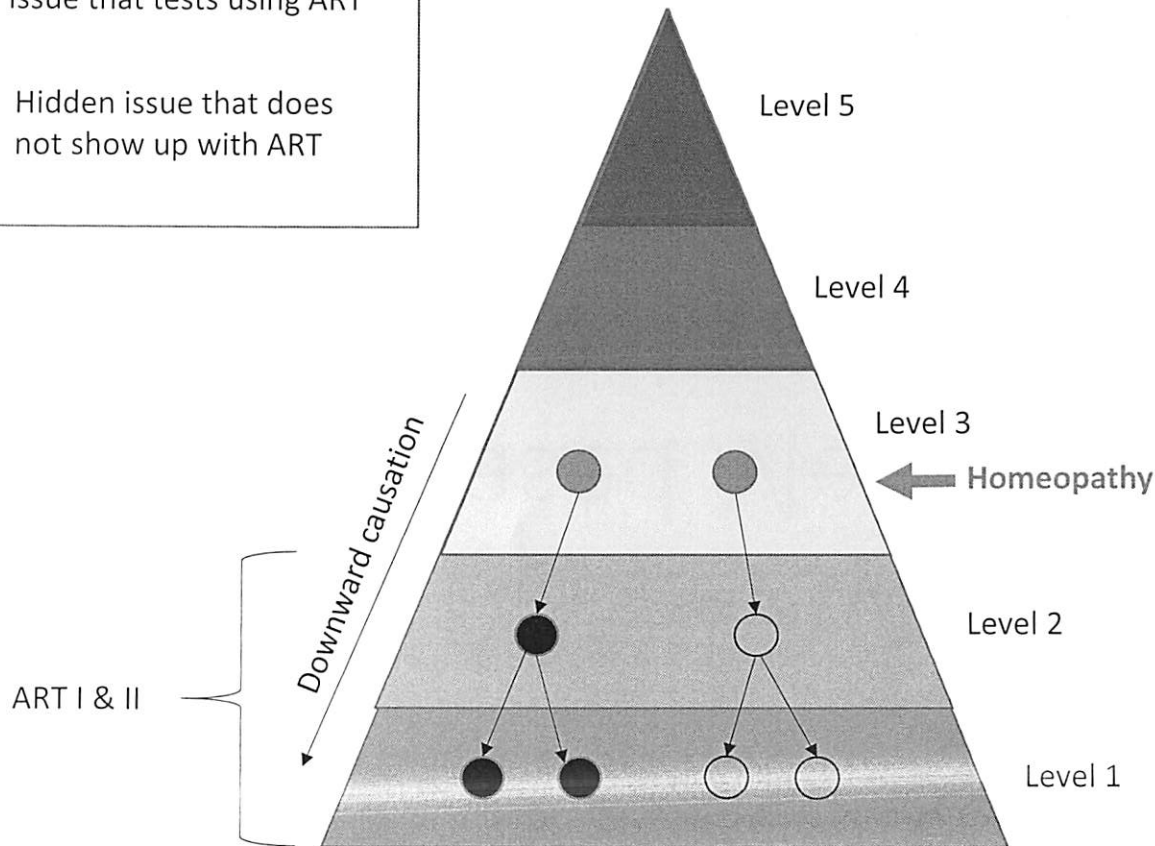
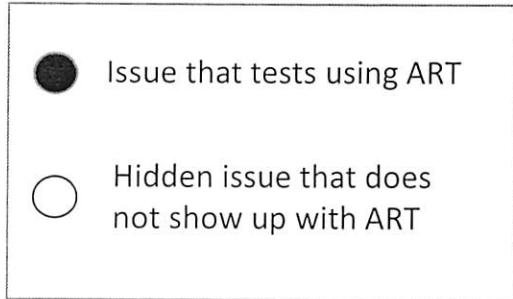
---

# Digging Deeper with Homeopathy: an ART-based Method for Surfacing and Treating Hidden Issues

Anil Rao, Ph.D.

e-mail: [anilrao222@gmail.com](mailto:anilrao222@gmail.com)

# Why Homeopathy?



There are many issues that exist on Level 1 and Level 2 that are hidden, in that they do not show up using ART I & II techniques, unless we use the right treatment at Level 3 or above

APN not a good option with an affected child

Experience has taught me that homeopathy is a very powerful tool to use at Level 3, **but narrowing down to a good set of homeopathics to use and finding a method to test which remedy will result in the most improvements have been the biggest challenges**



*To uncover hidden issues*

# Inspiring Homeopathy

## Treatment of Universal Layers ✦

by Tinus Smits, M.D.

Vaccine  
detoxification using  
potentiated versions  
of the vaccines  
(Isotherapy)



Treatment of deeper  
underlying conditions  
causing susceptibility  
to disease

# “Inspiring Homeopathy” Remedies

Layer	Remedies	Key Attributes
Layer 1: Lack of Self Confidence	Carcinosinum Cuprum Metallicum Carcinosinum Cum Cuprum	Fear, anxiety, weak defenses Rigid, strong will, everything under control Combination
Layer 2: Lack of Self-Love	Saccharum Officinale	Gut issues, sweet cravings, eating problems, fear of abandonment by mother
Layer 3: Lack of Incarnation	Lac Maternum	Anxiety incarnating into the physical world, floating, vertigo, not engaging in life
Layer 4: Lack of Protection	Vernix Caseosa	Lack of ability to differentiate between self and non-self, vulnerability
Layer 5: Victimized Forever	Rhus Toxicodendron	Unresolved traumas of the past / <i>lives</i>
Layer 6: <i>Good or Bad</i>	<i>Anacardium Orientale</i>	
Layer 7: <i>Disconnection with the Soul</i>	<i>Hyrogenium</i>	

*Food Allergy*

# Using ART with Homeopathy

- Homeopathic remedies can be used to treat issues that are visible at Level 1 and Level 2 through 2-pointing, but I have not seen a lot of gains from this usage
- Yin/Yang testing can be used to find homeopathic remedies which test favorably, but again I have not seen a lot of gains from this usage
- Homeopathic remedies can be used to **surface the hidden issues** that we cannot initially see at Level 1 and Level 2, and here is where I have observed the most gain
- ★ The best way to reveal these hidden issues is to choose the homeopathic remedy which stresses the system the most *need to be ready to treat*
- After much experimentation, I have found that a stress response from a homeopathic remedy at Level 1 and Level 2 turns out to be a powerful indicator that there is a hidden issue to be surfaced and treated

# Using ART with Homeopathic Remedies: Basic Method

<b>Step 0</b>	Complete a scan and treatment with ART I & II techniques. If very few issues are found or only minor treatment needed, then proceed to Step 1. Otherwise, best to wait until the patient is testing better
<b>Step 1</b>	Find the homeopathic remedy which results in either (1) blocked regulation, (2) a strong arm to go weak (allergy), or (3) certain organs to test weak, <u>in that order</u> . If multiple remedies test, then use Ki-27 prioritization to determine which one to choose <ul style="list-style-type: none"> <li>Remember to try the laser in pol-filter method when looking for one that blocks</li> </ul>
<b>Step 1a (optional)</b>	Try and find what issues/remedies 2-point against the test in Step 1, this will give some indication as to what will surface in the next steps, although in general it will not reveal all the issues that will surface. Only proceed with the remaining steps if you feel you will have time to treat what surfaces
<b>Step 2</b>	Test the MFT lines with the homeopathic remedy on the signal enhancer, and if any are blocked or test weak with the pol filter off then tap them out
<b>Step 3</b>	Laser the remedy into the patient. My preference is a 635nm red laser.
<b>Step 4</b>	Test for issues which may now present themselves on Level 1 and Level 2 and treat them
<b>Step 5</b>	Return to Step 1 and repeat, another remedy or another potency may now show. It is also possible that one of the remedies now shows a strong yin or yang response suggesting elements of another layer are surfacing, in which case you can administer the remedy

+ Cases to coherent & polarized light emission  
 color Allergy elimination

Good for virus etc, microbes, may need to repeat



## Using ART with Homeopathic Remedies: Pairing Method

<b>Step 0</b>	This method is meant to be used when nothing is showing up with the Basic Method anymore and you have a completely clean scan using ART I & II techniques
<b>Step 1</b>	Choose one or more of the homeopathic remedies which have historically tested for this patient in the Basic Testing method or fit with the personality of the patient, and put these vials in the signal enhancer. These should test completely neutral to start with, otherwise return to the Basic Testing method
<b>Step 2</b>	Now additionally add a suspected item to the signal enhancer which previously was not testing in Step 0, i.e. Borrelia, mercury, etc.
<b>Step 3</b>	Do a basic ART scan to see if the combination of the homeopathic remedy and the suspected item show any type of stress response: blocked regulation or organs, strong arm goes weak (allergy), weakness in any organ. Also check MFT lines. If so, go to step 4. If not, return to Step 2 (select other suspected item) or return to Step 1 (consider another one of the homeopathic remedies)
<b>Step 4</b>	Find a treatment for the stress response observed in Step 3, then laser in the homeopathic remedy from Step 1 and prescribe the treatment. The idea is that the administration of the homeopathic remedy will help the body to release the issue causing the stress response for a more successful treatment

## Resources

- **Where to purchase the remedies**
  - I&E Organics Apothecary carries a test kit: <https://i-e-organics-apothecary.myshopify.com/>
- **Resources on the web**
  - Inspiring Homeopathy: <http://www.tinussmits.com/3845/inspiring-homeopathy.aspx>

## Other Topics

- **An ART-based Desensitization Method: Treating Food Allergies and Sensitivity to Supplements**
  - Critical to ensure proper nutrient absorption from food, including critical elements needed to support proper detoxification and methylation
- **An ART-based Method to Treat Dysregulation in Methylation-related Enzymes**
  - This builds on the ART-based desensitization by introducing a method to test for and treat dysregulation in methylation-related enzymes caused by polymorphisms.
  - This goes beyond simply testing for methylation/transulfuration metabolites and co-factors